



District Report Card: 2017


State: Chhattisgarh	District: Sukma
Class: 8	Subject: Language
Schools: 41	Students: 796


Participation/Coverage


Students

<div>GENDER</div> <div></div>	Boys				Girls			
	Number		%		Number		%	
	392		49.25		404		50.75	

<div>AREA</div> <div></div>	Rural				Urban			
	Number		%		Number		%	
	667		83.79		129		16.21	

<div>CATEGORY</div> <div></div>	SC		ST		OBC		GEN	
	Number	%	Number	%	Number	%	Number	%
	14	1.76	652	81.91	92	11.56	38	4.77

<div>CWSN</div> <div></div>	LD	VI	HI	S&LD	ID	Oth
	4	5	2	3	1	4

<div>Management</div> <div></div>	Government			Government-aided		
	Number		%	Number		%
	796		100.00	0		0.00

Average Performance of Students in Language (%)

Overall	Gender		Area		Management		Social Group			
	Male	Female	Rural	Urban	Govt.	Aided	SC	ST	OBC	GEN
56.26	49.68	62.64	53.86	68.63	56.26	0.00	63.33	55.15	61.16	60.70

Performance on Learning Outcomes (LOs)

Learning Outcomes	Description	Average Performance(%)
L813	Read textual/non-textual materials with comprehension and identifies the details, characters, main idea and sequence of ideas and events while reading	56.26

Range of Performance of Students who Answered Correctly							
Below 30%		30% - 50%		50% - 75%		Above 75%	
Number	%	Number	%	Number	%	Number	%
123	15.45	196	24.62	291	36.56	186	23.37

Lowest Performing Learning Outcomes (LOs)

1 - Read textual/non-textual materials with comprehension and identifies the details, characters, main idea and sequence of ideas and events while reading (56.26)